

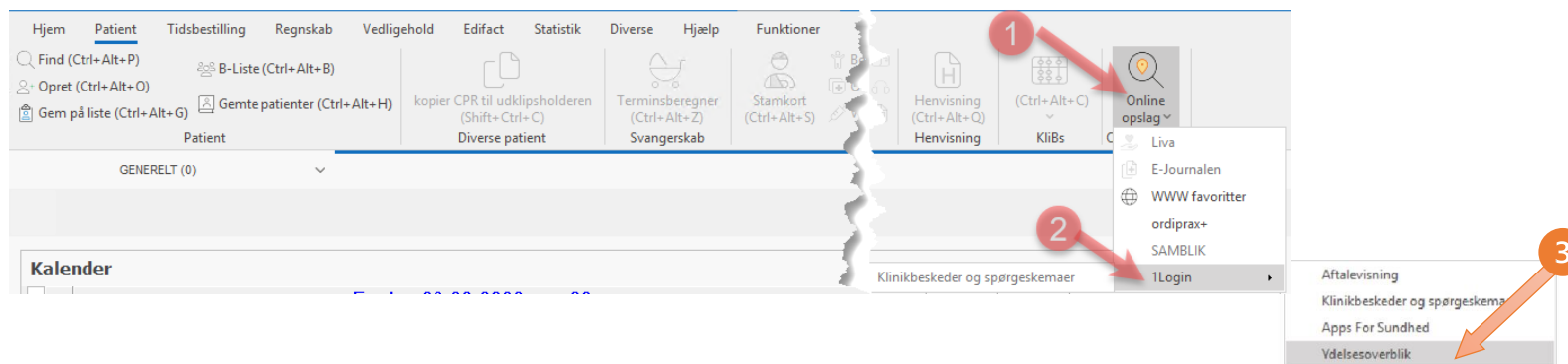
Modul-løsningerne i Klinik+ tilgås via 1Login i lægesystemet

Se her hvordan: (Der arbejdes på, at Klinik+ får sin egen knap centralt placeret i lægepraksissystemet)

CGM – XMO

Menu: **Online opslag** → 1Login

Vær opmærksom på, at du her skal have en patient åben, for at løsningerne vises.



EG Clinea

Menu: **Links**

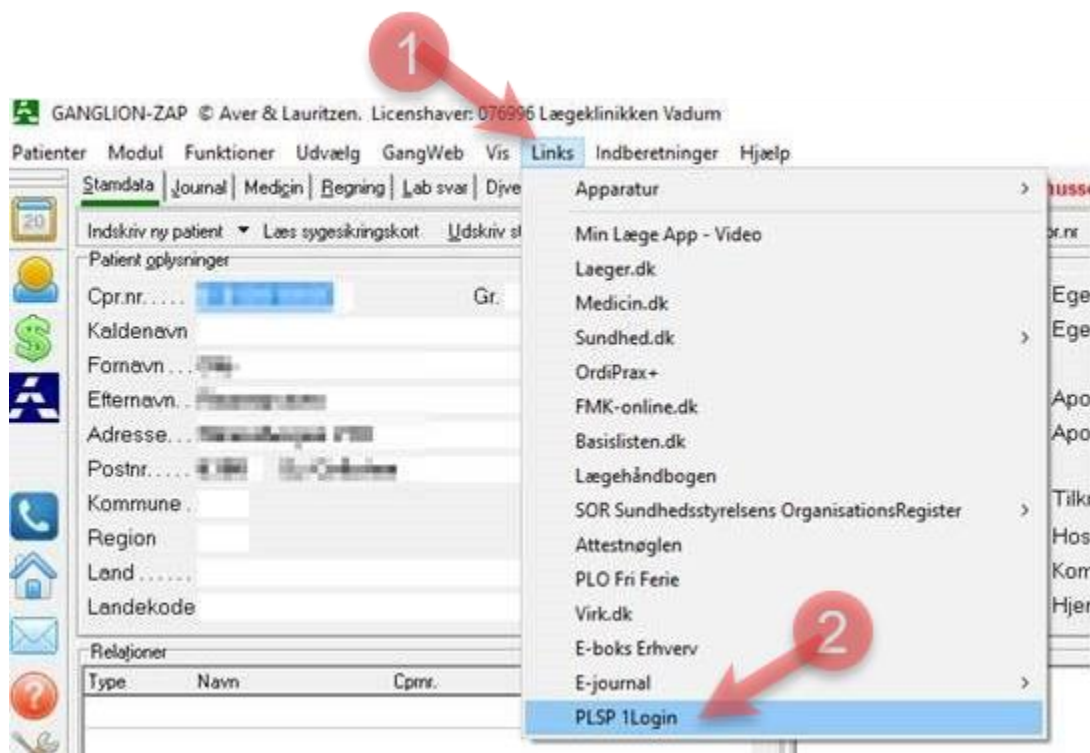
The image shows a screenshot of the EG Clinea software interface. On the left, a 'Menu' dropdown is open, listing various functions with their keyboard shortcuts. The 'Links' option is highlighted, and a red circle with the number '1' points to it. On the right, a 'Links' dialog box is open, displaying a list of links. The 'Ydelsesoverblik' link is highlighted, and a red circle with the number '2' points to it. The dialog box also includes 'OK' and 'Annuller' buttons at the bottom.

Menu Item	Shortcut
Patienthoved og ryd (AltGr+P)	Ctrl+Alt+P
Forrige patienter	Ctrl+Alt+F
Administrative korrespondancer	Ctrl+Alt+D
Links	Ctrl+Alt+K
Bestil medicin	Ctrl+Alt+B
Send intern besked	Ctrl+Alt+B
Adresser	Shift+Ctrl+F11
Indstillinger	
Systemmanager	Ctrl+Alt+A
Vælg Læge	Shift+Ctrl+Alt+F10
Log af	Ctrl+Alt+F10
Afslut	Alt+F4

Link
Genvej
UTH
SOR
KIAP
Væske-vandladningsskema
EG Finans
EG A/S
eKVIS
Vejledning ansøgning parkering
LKO parallelkontrolskema
Kundeportal
eSundhed
Aftalevisning
Klinikbeskeder og spørgekemaer
Apps For Sundhed
Ydelsesoverblik
MitID Medarbejderselvbetjening

EG Ganglion

Menu: **Links** → PLSP 1Login



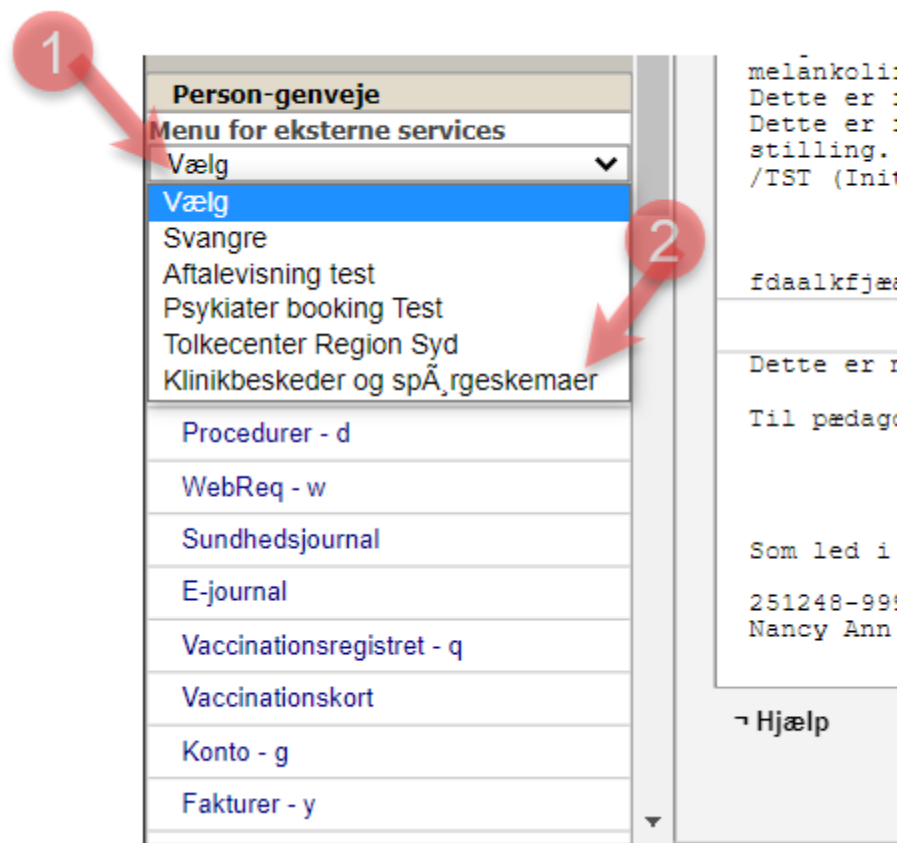
EG WinPLC

Menu: **PLSP 1** → web application

The screenshot shows a web application interface. On the left is a vertical menu with the following items: Indstillinger, Notater, Medicinkort, Paraklinisk, Diagnoser, Regninger, Formularer, Relationer, Vaccinationer, Børnekort, Audiometri, Dokumentarkiv, Diverse, Lægebrev, E-services, and PLSP login. An orange arrow labeled '1' points to the 'PLSP login' item. Below this menu is a grey sidebar with icons and labels: Aftalevisning, Apps For Sundhed, Klinikbeskeder og spørgeskemaer, and Ydelsesoverblik. An orange arrow labeled '2' points to the 'Ydelsesoverblik' item. At the bottom left is a circular logo with a caduceus and the text 'PRAKTISK LÆGERS ORGANISATION'. The main content area on the right shows a patient profile for '251248-999' with details like '2512 Testp P: 12' and 'EG V'. Below this are tabs for 'Overblik' and 'Not' (Notes), and a list of dates with associated text: 31/05/22 10, 31/05/22 0105 E-mai, 04/05/22 9996 Attest, 07/04/22 15 +R51 Hove Test, 07/04/22 13 mmmm, and 06/04/22 12.

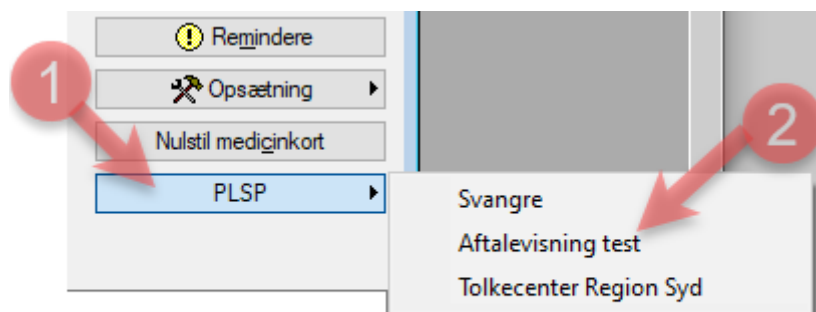
Multimed - Multimed

Menu: **Person-genveje**: Menu for eksterne service



Multimed – MyClinic

Menu: **PLSP**



Novax

Menu: **Eksterne services**

